

GEBZE TECHNICAL UNIVERSITY

GEBZE
TECHNICAL UNIVERSITY





OUR VISION AND MISSION

Gebze Technical University's vision is to:

become a leading university worldwide that steers the development of knowledge produced in fundamental, engineering, and social sciences and conducts high-quality education and research.

Gebze Technical University's mission is to:

continue its existence by providing high-quality education and teaching to the benefit of the society, industry, and its region conducting scientific research, delivering practical solutions for the society's and industry's problems without compromising on scientific, ethical, and social values with its education quality and highly-qualified academic staff, well-equipped laboratories, research centers, and central location at the heart of Türkiye's industry.

OUR HISTORY

1992

1994

2001

2014

2017



Gebze Institute of
Technology was
established

First
graduate students
were admitted

First
undergraduate
students were
admitted



Gebze Technical
University was
established

Gebze Technical
University was
designated as one of
the 10 research
universities of Türkiye

ONCE UPON A TIME...

The land on which Gebze Technical University stands was once a "**Technical Gardening School**" established in 1943 upon the instructions of the then Minister of Agriculture Prof. Dr. Şevket Raşit Hatipođlu.



GTU

EDUCATION



OUR FACULTIES

ESTABLISHED: 1992

ENGINEERING

ESTABLISHED: 1992

SCIENCE

ESTABLISHED: 1992


ARCHITECTURE

ESTABLISHED: 1992

BUSINESS
ADMINISTRATION

ESTABLISHED: 2020

AEROSPACE



NUMBER OF ACADEMIC STAFF



NUMBER OF STUDENTS

6,888

**UNDERGRADUATE
STUDENTS**

65.9%

2,771

**MASTER'S
STUDENTS**

26.3%

813

PhD STUDENTS

7.8%

10,472

**TOTAL
NUMBER OF
STUDENTS**

OUR INSTITUTES

**INSTITUTE OF
NATURAL AND
APPLIED SCIENCES**

**INSTITUTE OF
SOCIAL SCIENCES**

**INSTITUTE OF
ENERGY
TECHNOLOGIES**

**INSTITUTE OF
BIOTECHNOLOGY**

**INSTITUTE OF
NANOTECHNOLOGY**

**INSTITUTE OF EARTH
AND MARINE SCIENCES**

**INSTITUTE OF
TRANSPORTATION
TECHNOLOGIES**

**INSTITUTE OF
DEFENSE
TECHNOLOGIES**

**INSTITUTE OF
INFORMATION
TECHNOLOGIES**

OUR STUDENTS' RATIO OF FINDING A JOB AND HOW LONG IT TOOK THEM TO FIND IT*

RESPONSE TO THE RELATED SURVEY QUESTION	GTU ALUMNI %	TÜRKİYE %
FOUND A JOB WITHIN THE FIRST 6 MONTHS	38.05%	34.26%
STARTED WORK BEFORE GRADUATION	28.29%	13.57%
NEVER WORKED AFTER GRADUATION	12.68%	25.13%
FOUND A JOB WITHIN 6-12 MONTHS OF GRADUATION	11.71%	13.89%
FOUND A JOB WITHIN 13-24 MONTHS OF GRADUATION	5.85%	8.4%
OTHER	3.42%	4.76%



BUSINESSES WHERE OUR STUDENTS GOT THEIR FIRST FULL TIME JOB*

RESPONSE TO THE RELATED SURVEY QUESTION	GTU ALUMNI %	TÜRKİYE %
R&D	31.87%	5.58%
OTHER	15.4%	22.08%
PRODUCTION/MANUFACTURING	8.79%	6.84%
INFORMATION TECHNOLOGY	7.69%	2.57%
ARCHITECTURE/LANDSCAPE ARCHITECTURE/INTERIOR ARCHITECTURE	7.69%	3.06%
ACADEMIA	6.59%	2.11%
SALES	5.49%	6.19%
EDUCATION	5.49%	11.61%
QUALITY	4.4%	2.78%
FINANCE	3.3%	3.02%

*2021: <http://calibre.kyyd.org.tr/rapor.aspx?r=1>

GTU

RESEARCH



RESEARCH CENTERS

**NANOTECHNOLOGY
APPLICATION AND
RESEARCH CENTER**

**SCIENCE AND
TECHNOLOGY
APPLICATION AND
RESEARCH
CENTER**

**CONTINUING
EDUCATION
APPLICATION AND
RESEARCH
CENTER**

**SMART
AGRICULTURE
RESEARCH AND
APPLICATION
CENTER
(ATAM)**

**CAREER AND
PROFESSIONAL
DEVELOPMENT
APPLICATION AND
RESEARCH
CENTER**

**ALUMINUM
RESEARCH AND
APPLICATION
CENTER**

**APPLICATION AND
RESEARCH CENTER
FOR WOMEN'S AND
FAMILY STUDIES
(KUAM)**

**CULTURAL
HERITAGE
CONSERVATION
IMPLEMENTATION
AND RESEARCH
CENTER**

**CENTRAL RESEARCH
AND APPLICATION
LABORATORY**

• *9 Research Centers In Total*

OUR FIELDS OF PRIORITY



Electronics



Chemistry



Automotive



Bioinformatics




**Environmental
Sciences and
Climate Change**



Cyber Security



UNIVERSITIES WE CONDUCT JOINT STUDIES WITH



Sabancı Üniversitesi



KOÇ UNIVERSITY



Sabancı Üniversitesi



İTÜ



KTÜ

DEPARTMENTAL
SUCCESS
RANKINGS

ENGINEERING

DEPARTMENT	2020	2021	2022
COMPUTER ENGINEERING	20,900	15,935	9,923
INDUSTRIAL ENGINEERING	41,900	40,435	32,901
ELECTRONICS ENGINEERING	50,700	52,452	48,998
MECHANICAL ENGINEERING	48,300	53,336	52,166
CHEMICAL ENGINEERING	94,300	91,484	82,134
BIOENGINEERING	104,000	99,651	90,164
MATERIALS SCIENCE AND ENGINEERING	142,000	153,839	140,111
CIVIL ENGINEERING	133,000	165,258	167,001
ENVIRONMENTAL ENGINEERING	215,000	236,718	211,955
GEOMATICS ENGINEERING	285,000	297,856	----

DEPARTMENTAL SUCCESS RANKINGS

SCIENCE

DEPARTMENT	2020	2021	2022
MOLECULAR BIOLOGY AND GENETICS	83,200	69,706	64,350
CHEMISTRY	186,000	161,957	141,215
MATHEMATICS	206,000	195,219	158,734
PHYSICS	240,000	248,310	227,342

ARCHITECTURE

DEPARTMENT	2020	2021	2022
ARCHITECTURE	89,700	111,941	128,051
CITY & REGIONAL PLANNING	320,000	363,073	346,495

DEPARTMENTAL SUCCESS RANKINGS

BUSINESS ADMINISTRATION

DEPARTMENT	2020	2021	2022
MANAGEMENT	291,000	283,513	254,168
ECONOMICS	320,000	363,073	310,164

AEROSPACE

DEPARTMENT	2020	2021	2022
AERONAUTICAL ENGINEERING	----	33,432	24,241

GTÜ HAVACILIK VE UZAY BİLİMLERİ

2020-2022

ACADEMIC FACTS AND FIGURES



Acknowledgments

ICM <ul style="list-style-type: none">Robert OrlitzkyCharles CharnakLaurence TaylorTommy CottrellYong-Chu Man...	IMM <ul style="list-style-type: none">Michael GarciaAllyson Gary-BellWalter BernabeMark MendenhallMark MendenhallMark Mendenhall	RENELI, RENELI UNIVERSITY <ul style="list-style-type: none">Oliver WrightMichelle Sheehy
ICM <ul style="list-style-type: none">Michelle CottrellYvette Powell	ICM <ul style="list-style-type: none">Michael GarciaAllyson Gary-BellWalter BernabeMark MendenhallMark Mendenhall	RENELI, RENELI UNIVERSITY <ul style="list-style-type: none">Oliver WrightMichelle Sheehy

ANR

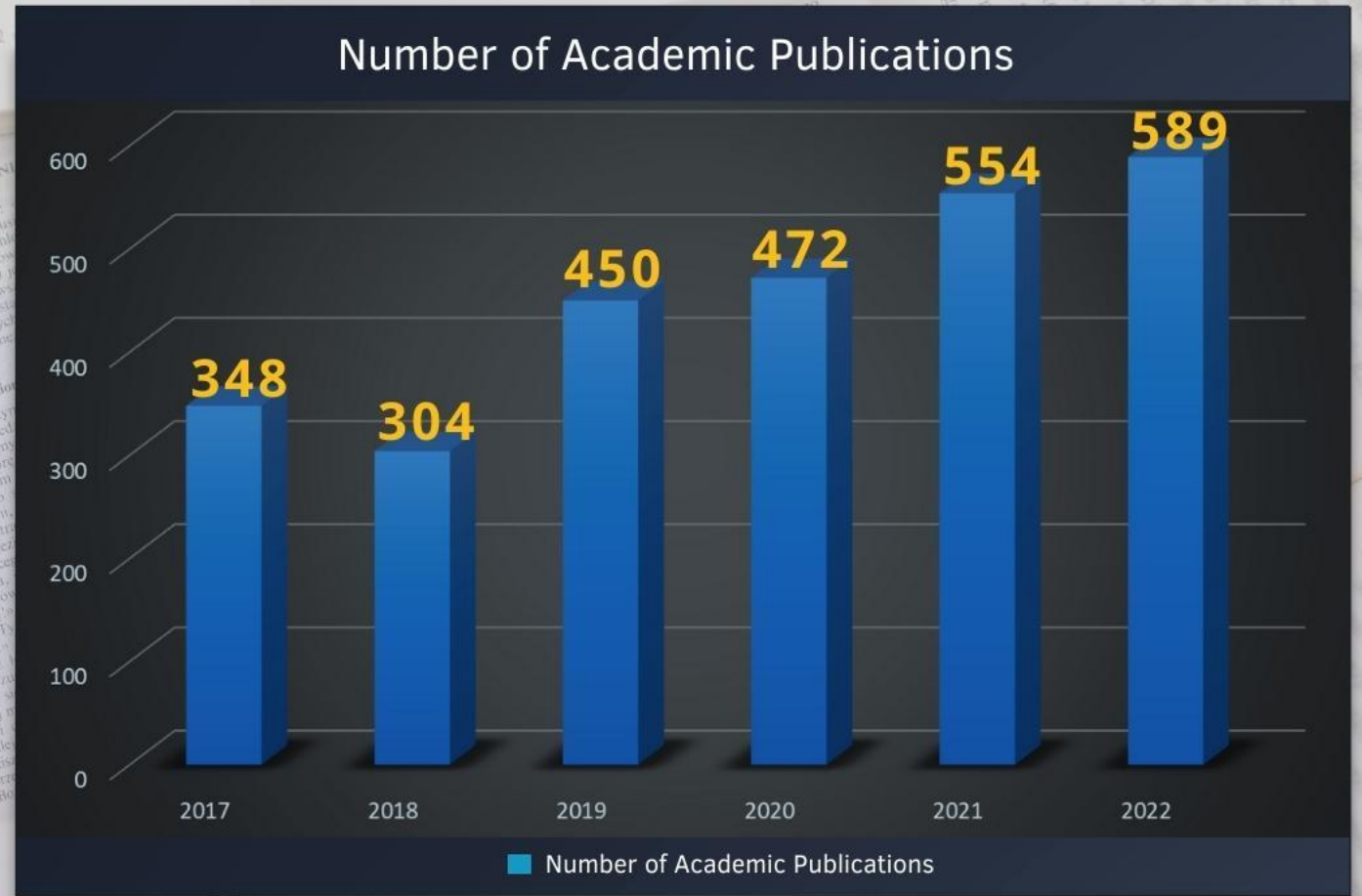


NUMBER OF ACADEMIC PUBLICATIONS BY YEAR

Indices Scanned:

- *Science Citation Index Expanded (Sci-Expanded)
- *Social Sciences Citation Index (SSCI)
- *Arts & Humanities Citation Index (AHCI)

Number of Academic Publications

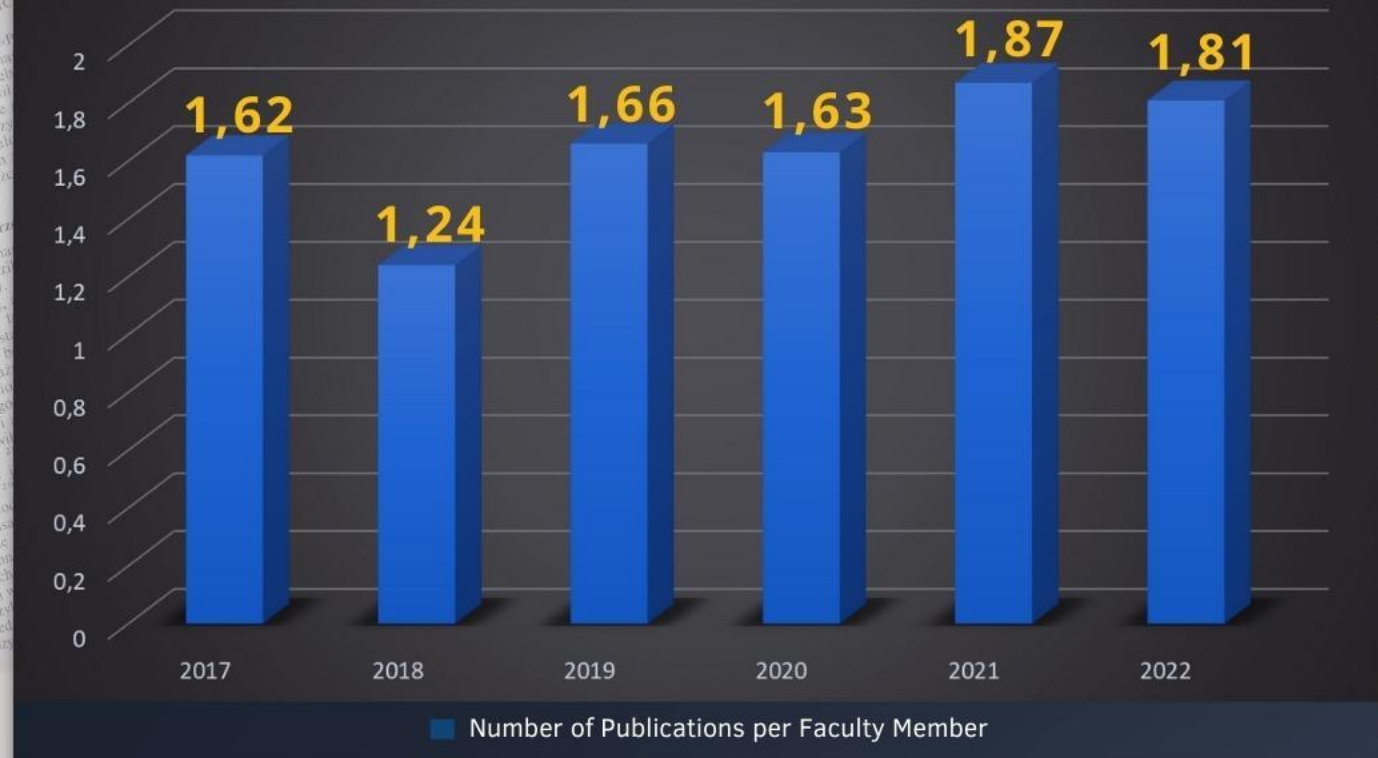


NUMBER OF PUBLICATIONS PER FACULTY MEMBER

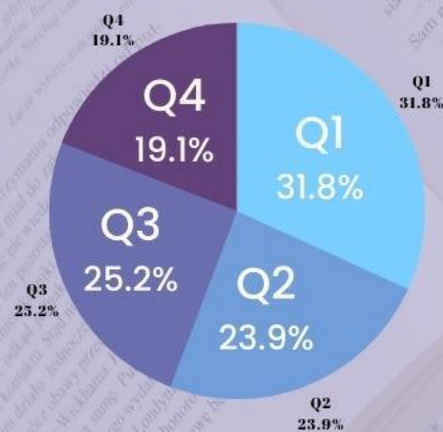
Indices Scanned:

- *Science Citation Index Expanded (Sci-Expanded)
- *Social Sciences Citation Index (SSCI)
- *Arts & Humanities Citation Index (AHCI)

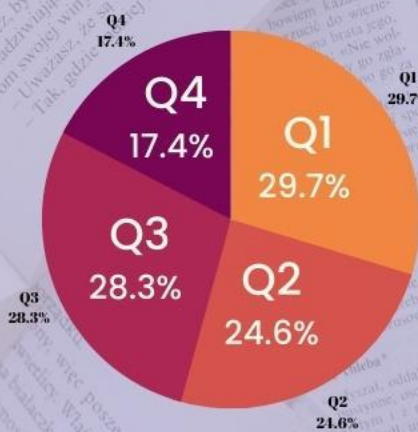
Number of Publications per Faculty Member



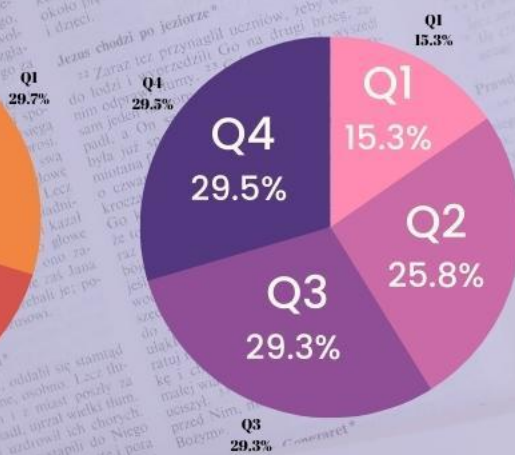
GTU'S RATIO OF PUBLICATIONS IN Q1, Q2, Q3, Q4 BETWEEN 2017-2021



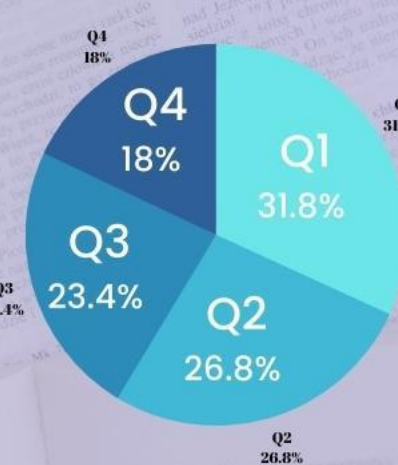
2017



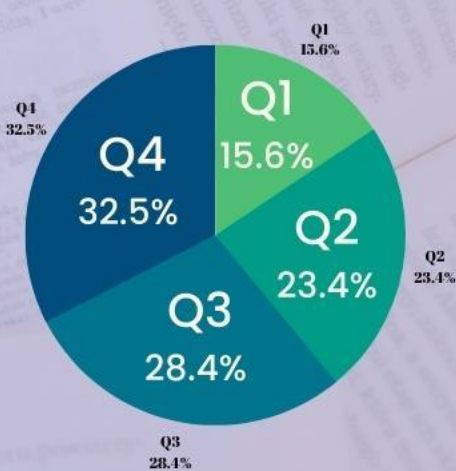
2018



2019



2020



2021

*Impact Factor= IF is calculated by dividing the number of citations in the related journal year by the total number of articles published in the two previous years.

*Only based on publications in the form of articles and reviews (as per the CoHE Performance Criteria for Research Universities).

*Source: Data retrieved from the InCities platform on 29 September 2022.

URAP (UNIVERSITY RANKING BY ACADEMIC PERFORMANCE) 2022-2023 TÜRKİYE UNIVERSITIES RANKING*

**Universities without a faculty of medicine*

RANK	UNIVERSITY	TOTAL SCORE
1	MIDDLE EAST TECHNICAL UNIVERSITY	1069.42
2	ISTANBUL TECHNICAL UNIVERSITY	1013.31
3	SABANCI UNIVERSITY	987.91
4	İHSAN DOĞRAMACI BİLKENT UNIVERSITY	944.95
5	GEBZE TECHNICAL UNIVERSITY	909.54
6	YILDIZ TECHNICAL UNIVERSITY	892.08
7	BOĞAZİÇİ UNIVERSITY	885.15
8	İZMİR INSTITUTE OF TECHNOLOGY	856.36
9	ÇANKAYA UNIVERSITY	768.8
10	ANADOLU UNIVERSITY	734.15

ENTREPRENEURIAL AND INNOVATIVE UNIVERSITY INDEX 2022

GTU is in the **8th** position among all the universities and in the **5th** position among the public universities in Türkiye.

RANK	UNIVERSITY	TOTAL SCORE
1	METU	83.61
2	SABANCI UNI.	77.89
3	ITU	74.15
4	YTU	73.88
5	İHSAN DOĞRAMACI BİLKENT UNI.	69.85
6	KOÇ UNIVERSITY	67.74
7	BOĞAZIÇI UNI.	65.93
8	GEBZE TECHNICAL UNIVERSITY	64.85
9	ÖZYEĞİN UNI.	63.18
10	İZMİR INSTITUTE OF TECHNOLOGY	62.02

GTU

INTERNATIONAL CAMPUS





Erasmus+

Enriching lives, opening minds.

We have agreements with **110** different universities in Europe.

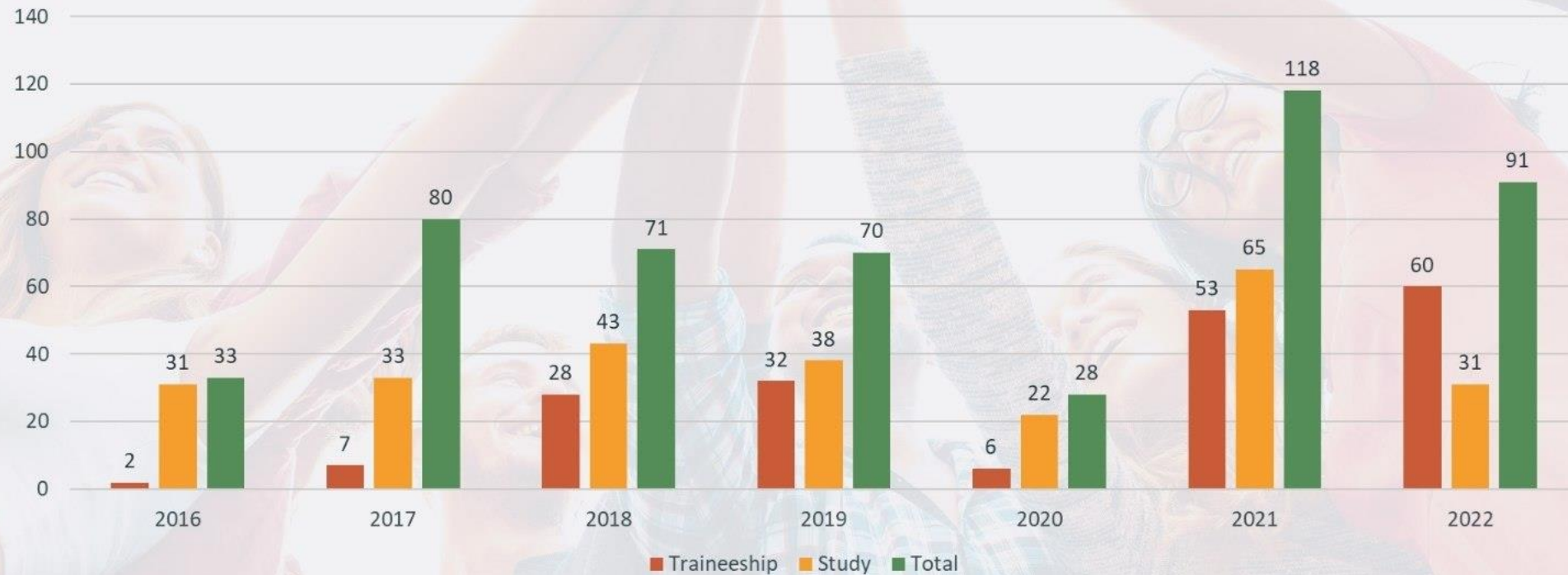


Mevlana Değişim Programı

We have agreements with a total of **12** universities from Azerbaijan, Malaysia, Taiwan, Pakistan, and Iran.

GTU ERASMUS OUTGOING STUDENT NUMBERS (INTERNSHIP AND STUDY MOBILITIES)

GTU Erasmus Outgoing Students



GTU

CAMPUS DEVELOPMENT



GEBZE TECHNICAL UNIVERSITY CAMPUS AREA

7,400m²

**INDOOR SPORTS
FACILITIES**

10,000m²

**OUTDOOR
SPORTS
FACILITIES**

122,820m²

**TOTAL INDOOR
AREA**

172,502.17m²

**TECHNOLOGY
DEVELOPMENT
ZONE**

1,775,506m²

TOTAL LAND

THE CAMPUS IS EASY TO COMMUTE TO AND FROM



Thanks to the bus services to and from Istanbul and Kocaeli and the MARMARAY STATION on campus, our location is really easy to commute to and from.

GEBZE TECHNICAL UNIVERSITY CAMPUS AREA



GTU

TECHNOPARK



TECHNOPARK
GEBZE TECHNICAL UNIVERSITY

SERVICES OFFERED

GTU TECHNOPARK:
Integrating Science with Industry, Intertwining It with Nature



Qualified Pool of Human Resources



**Grants and Incentives
Consultancy**



Academic Consultancy




**Clustering and
Commercialization
Support**

GTU

TECHNOLOGY TRANSFER OFFICE



TECHNOLOGY TRANSFER OFFICE'S DEVELOPMENT PROCESS



*Technology Transfer Office

TECHNOLOGY TRANSFER OFFICE BRANCHES



We have a contact office in the Hybrid Building at GOSB Teknopark.



We have a branch in Block Building 5A in Area No. 105 at Teknopark İstanbul.



We have a contact office in the Incubation Center Building at Bilişim Vadisi.



We have an office in the Administrative and R&D building at GTU Technopark.



We provide opportunities for our entrepreneurs via StarCamp, which we are a partner with, based in San Francisco.

TTO FIELDS OF ACTIVITY-MODULES

MODULE 1

TRAINING,
PUBLICITY,
AWARENESS, AND
INFORMATIVE
SERVICES

MODULE 2

SERVICES
TOWARDS
BENEFITING FROM
SUPPORT
PROGRAMS

MODULE 3

MANAGEMENT
SERVICES FOR
DEVELOPING
UNIVERSITY-
INDUSTRY
COLLABORATION

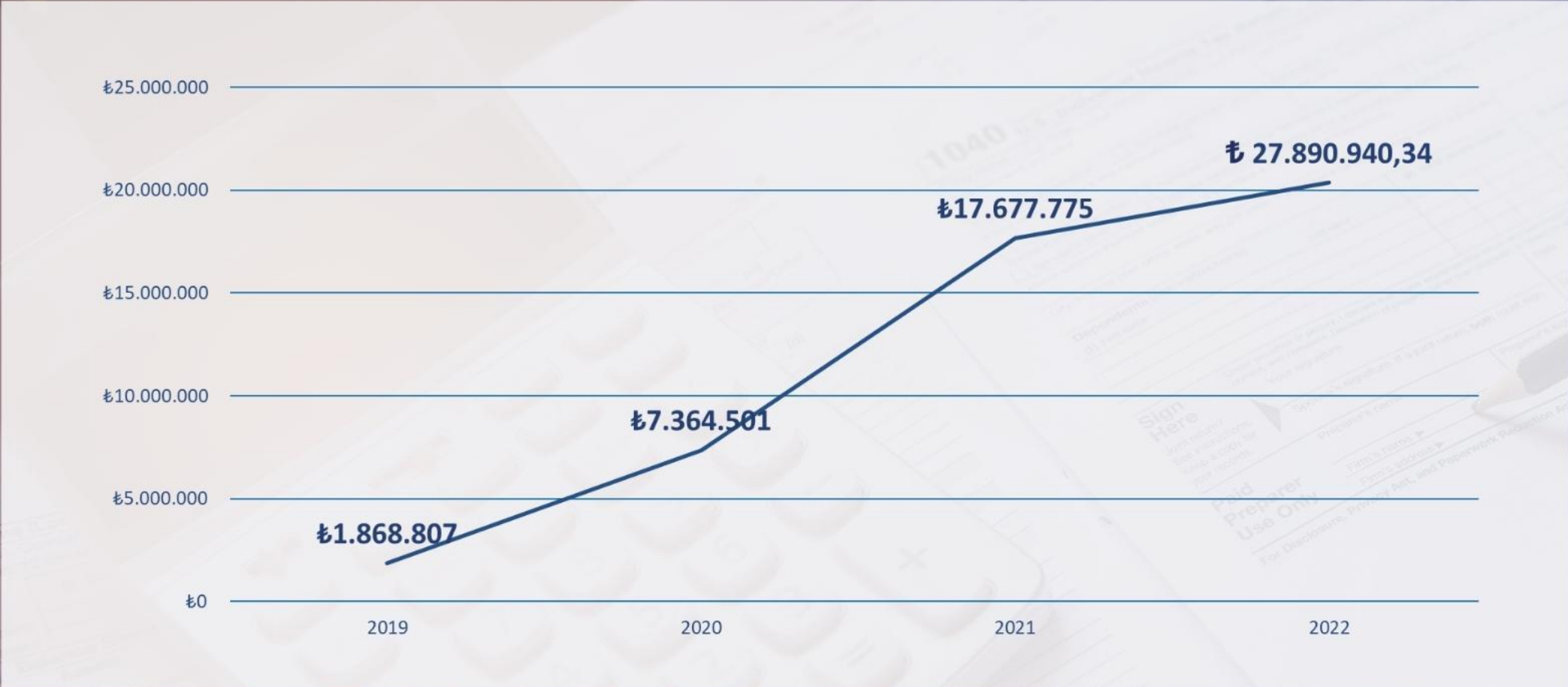
MODULE 4

MANAGEMENT
SERVICES FOR
INTELLECTUAL
AND INDUSTRIAL
PROPERTY
RIGHTS

MODULE 5

CORPORITIZATION
AND
ENTREPRENEURSHIP
SERVICES

BUDGETS OF THE AGREEMENTS MADE



NUMBER OF PATENT APPLICATIONS AND SPECIFICATIONS UNDER GTU'S OWNERSHIP OF RIGHTS

	2015	2016	2017	2018	2019	2020	2021	2022
Number of National Patent Applications	7	9	3	5	1	10	10	4
Number of International Patent Applications	7	4	3	1	1	0	3	8
Number of National Patent Specifications	0	0	0	1	7	3	2	1
Number of International Patent Specifications	0	0	0	0	1	0	0	0
Number of Utility Model Applications	0	0	3	0	0	0	0	0
Number of Industrial Design Applications	0	4	6	0	1	1	0	0
Number of Trademark Applications	4	0	1	0	1	0	0	2

GTU

STUDENT SOCIETIES





THERE ARE **56** STUDENT SOCIETIES AT OUR UNIVERSITY,
ORGANIZING **HUNDREDS OF EVENTS** THROUGHOUT THE YEAR.

GTU STUDENT SOCIETIES

- R&D Technology and Innovation Society
- Science and Technology Society
- Bioengineering Society
- Computer Society
- Environment Society
- Industry Society
- Electrochemistry Society
- e-Sports Society
- Physics Astronomy and Technology Society
- Photography and Short Film Society
- Youth and Values Society
- Young TEMA Society
- Google Developer Student Club
- Entrepreneurship and Career Planning Society
- Mapping Technologies Research Society
- Folk Dances Society
- Animals and Nature Protection Society
- Aviation and Space Society
- IEEE Society
- Management and Economics Society
- Latin Dances Society
- LÖSEV Benefit Society
- Mechanical Engineering Society
- Materials Science Society
- Mathematics Society
- Barbecue Society
- Architecture and Design Society
- Music and Arts Society
- The Red Crescent Society
- City and Development Society
- Chemical Engineering Society
- Chemistry Society
- Polar Society
- Rowing, Sailing and Canoeing Society
- Ombudsmanship Society
- Robotics and Automation Society
- Radio Society
- Role Playing and Table Games Society
- Chess Society
- Mobilization Society
- Cyber Security Society
- Social Sciences Society
- Water and Underwater Sports Society
- Sustainability Society
- Agrocultures and Agrotechnologies Society
- Theater Society
- TOG Society
- Turkish History Society
- UltrAslan-Uni Society
- Unity Society
- Uni-GFB Society
- Uni-Trabzonspor Society
- Construction Society
- Investment Society
- Newbies Society
- Yoga and Meditation Society



Thank you for your attention



 @gtuedutr  @gtuedutr

 @gtuedutr  iletisim@gtu.edu.tr